


WELCOME to the NEURO ICU!




Centre universitaire
de santé McGill



McGill University
Health Centre

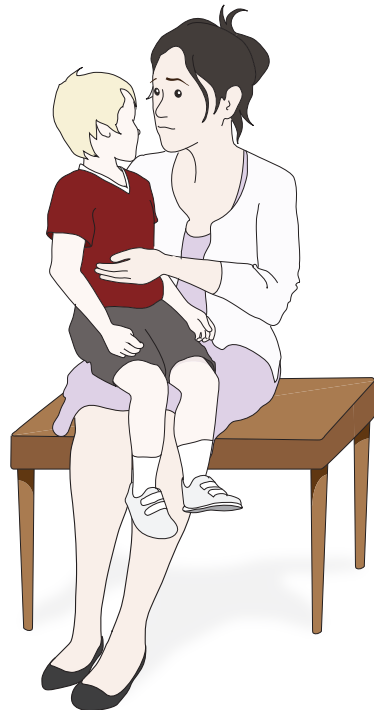
Office d'éducation des patients
Patient Education Office



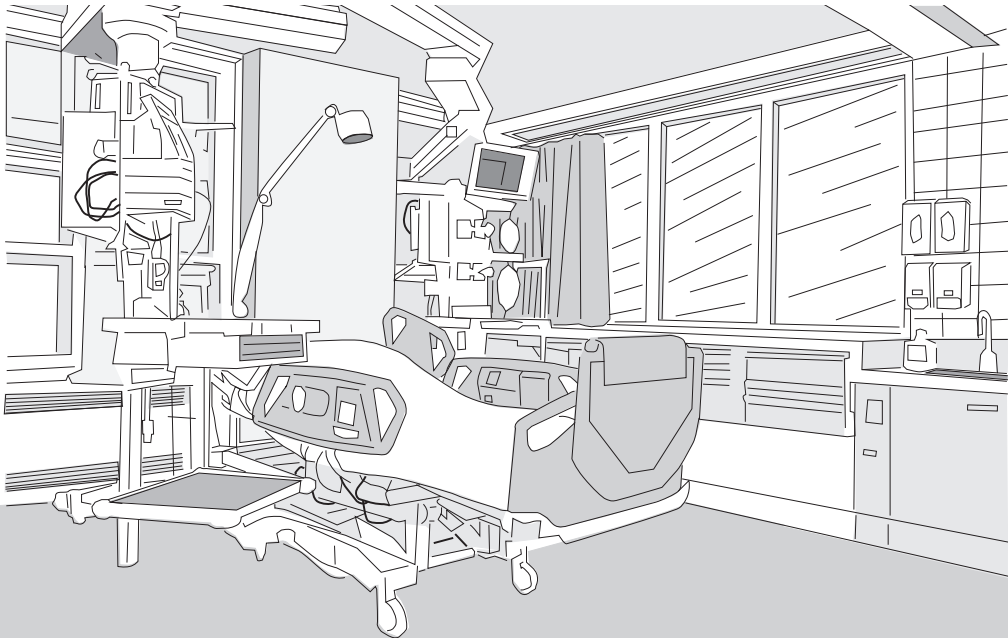
DEAR PARENT

HOSPITALIZATION AND MEDICAL EXPERIENCES CAN BE CONFUSING AND STRESSFUL FOR CHILDREN AND TEENS. IT IS VERY COMMON FOR THEM TO HAVE MANY QUESTIONS WHEN THEIR LOVED ONE IS HOSPITALIZED. AS A PARENT, YOU PLAY AN IMPORTANT ROLE IN HELPING YOUR CHILD OR TEENAGER COPE WITH THIS MEDICAL EXPERIENCE. WE HAVE FOUND THAT WHEN CHILDREN ARE GIVEN OPPORTUNITIES TO COPE SUCCESSFULLY WITH MEDICAL EXPERIENCES, THEY MAY SEE THEMSELVES AS MORE CAPABLE, MORE IN CONTROL, AND MORE REASSURED.

YOUR NEURO ICU TEAM



The Neuro ICU



THE NEURO ICU
(NEURO INTENSIVE CARE UNIT)
IS A SPECIAL PLACE IN THE HOSPITAL FOR THE PEOPLE
WHO NEED EXTRA CARE WHEN THEY ARE REALLY SICK.

All About Me

MY NAME IS: _____

I AM _____ YEARS OLD

I AM COMING TO VISIT MY:

I LIVE WITH:

I LIKE TO:

The Patient



YOUR FAMILY MEMBER IN THE HOSPITAL IS CALLED A "PATIENT".
SOME PATIENTS HAVE BANDAGES ON THEIR HEAD.
THE PATIENT MIGHT BE CONNECTED TO TUBES AND
MACHINES.
THEY MAY NOT BE ABLE TO TALK TO YOU BUT THEY CAN
HEAR, SO YOU CAN TALK TO THEM QUIETLY.


This is the door to the ICU



RING THE DOORBELL TO ENTER THE ICU.

REMEMBER TO USE HAND GEL TO CLEAN YOUR HANDS BEFORE COMING IN.

The Waiting Room



THIS IS THE ROOM WHERE YOU WILL WAIT UNTIL THE NURSE SAYS IT IS OK TO COME AND SEE YOUR FAMILY MEMBER.

YOU CAN BRING SOME QUIET ACTIVITIES, LIKE BOOKS, PUZZLES AND SMALL TOYS, TO PLAY WITH WHILE YOU ARE WAITING.

The Nursing Station

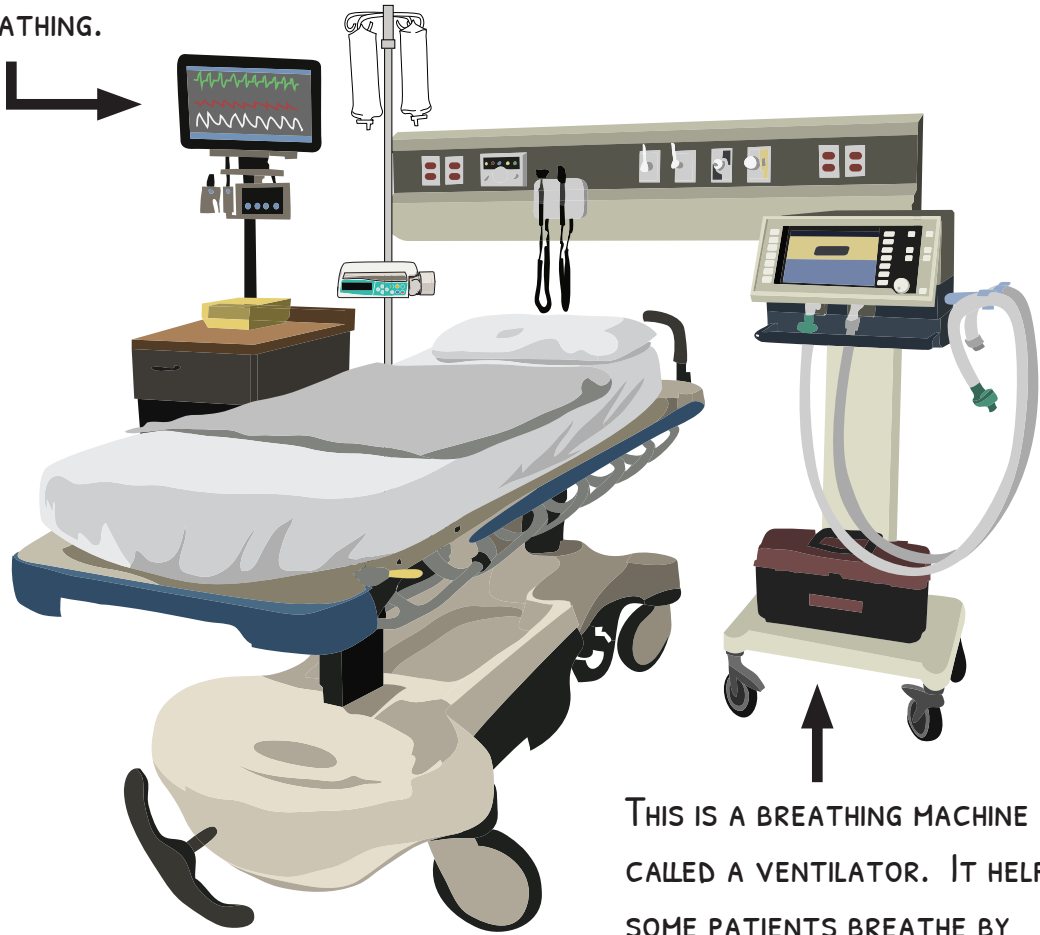


THIS IS THE NURSING STATION WHERE ONLY NURSES, DOCTORS AND OTHER MEMBERS OF THE HEALTH CARE TEAM WORK.

The Patient's Room

THE CARDIAC MONITOR IS A COMPUTER THAT CHECKS THE PATIENT'S HEARTBEAT AND BREATHING.

AN IV PUMP IS A MACHINE THAT HELPS THE NURSE GIVE THE RIGHT AMOUNT OF WATER AND MEDICINE TO THE PATIENT.



THIS IS A BREATHING MACHINE CALLED A VENTILATOR. IT HELPS SOME PATIENTS BREATHE BY GIVING FRESH CLEAN AIR.


The patient may have some of the following medical equipment:



THIS IS AN
OXYGEN MASK.

IT GIVES AIR TO
THE PATIENT
THROUGH THEIR
NOSE AND MOUTH

THIS IS A FINGER
SENSOR. IT IS USED
TO MAKE SURE THE
PATIENT IS GETTING
ENOUGH OXYGEN.






AN IV. THIS IS A SMALL TUBE, LIKE A STRAW. THE IV IS PUT IN A VEIN.

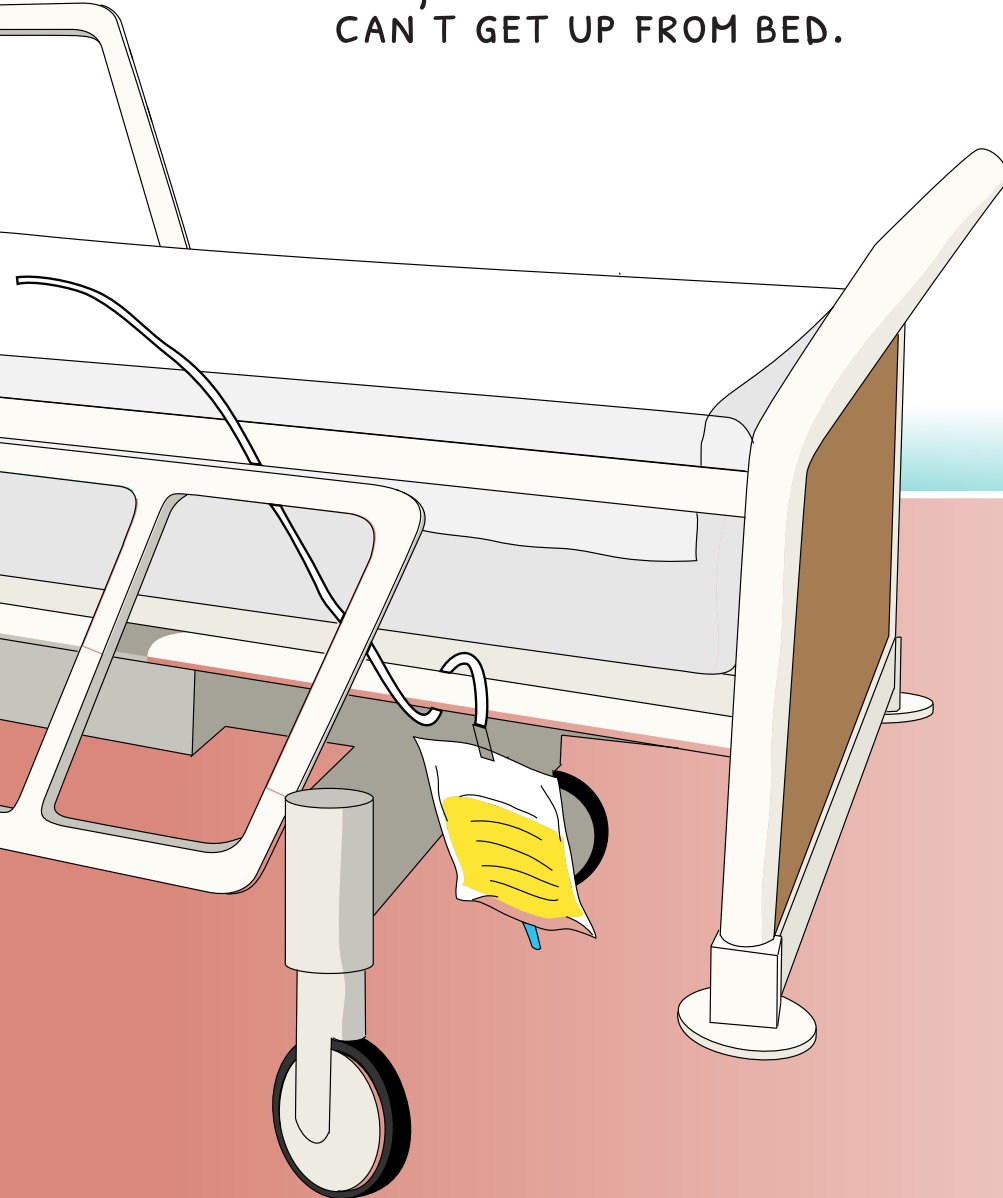
IT BRINGS WATER AND MEDICINE TO THE PATIENT TO HELP THEM FEEL BETTER.

THE PATIENT MAY HAVE A SMALL TUBE
IN THEIR NOSE CALLED A FEEDING TUBE.


IT BRINGS LIQUID FOOD, VITAMINS AND
MEDICINE INTO THEIR STOMACH. IT IS
TAPED ON THEIR NOSE WITH A SMALL,
WHITE TAPE OR BANDAGE.



YOU MAY SEE A SMALL TUBE CONNECTED TO A BAG HANGING ON THE SIDE OF THE BED. IT IS CALLED A "URINE BAG" AND IT HELPS THE PATIENT PEE WHEN THEY CAN'T GET UP FROM BED.



THE PATIENT MAY
HAVE A BANDAGE ON
THEIR HEAD OR NECK.



THE PATIENT
CAN ALSO
HAVE A TUBE
THAT DRAINS
LIQUID FROM
THEIR HEAD.

THIS IS CALLED
AN EVD.

Here are some things that you can bring to the hospital for the patient.

- A CARD OR SMALL GIFT
- A POSTER TO HANG IN THE PATIENT'S ROOM
- PHOTOS OF YOU AND YOUR FAMILY
- YOUR FAVOURITE BOOK TO READ QUIETLY
- A DRAWING OR PAINTING YOU MADE
- THE PATIENT'S FAVORITE MUSIC
- A VIDEO YOU MADE

*(REAL FLOWERS AND PLANTS ARE NOT ALLOWED IN THE ICU BECAUSE THEY CAN CAUSE ALLERGIES).




During your visit

- YOU CAN TOUCH THE PATIENT'S HAND.
- YOU CAN TALK, SING OR PLAY SOFT MUSIC.
- YOU CAN READ A BOOK OR A POEM.




After your visit


- YOU WILL WASH YOUR HANDS AGAIN.
- YOU WILL GO RETURN TO THE FAMILY ROOM.
- THE NURSE CAN SIT WITH YOU AND YOUR PARENT.
- YOU MAY ASK ALL YOUR QUESTIONS OR TELL THE NURSE HOW YOU FEEL.
- YOU MAY COME BACK ANOTHER DAY IF YOU WANT.




Draw these faces




ANGRY




EXCITED




SCARED



TIRED



HAPPY



MAKE AN ARROW TO HOW YOU FEEL TODAY.


Helping you feel better

IT IS IMPORTANT TO TELL THE PEOPLE TAKING CARE OF YOU SO THEY CAN HELP. YOU CAN ALSO TRY THESE THINGS TO HELP YOU FEEL BETTER BY:




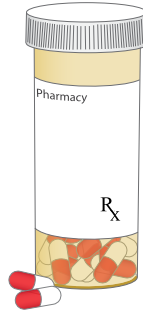
- TAKING SOME DEEP BREATHS
- BLOWING BUBBLES OR A PINWHEEL
- READING A STORY OR HAVING SOMEONE READ TO YOU
- THINKING ABOUT YOUR FAVORITE PLACE TO VISIT
- HOLDING SOMEONE'S HAND

WHEN YOU ARE SAD OR SCARED,
WHAT HELPS YOU FEEL BETTER?

Colouring



CROSS OUT THE THINGS THAT DO NOT BELONG IN A HOSPITAL



1. FISH 2. TURTLE 3. SOCCER BALL 4. TREE 5) DOG

Spot the differences





1. TREE IN WINDOW 2. CUP ON TABLE 3. GLASSES ON DOCTOR 4. OUTLET ON WALL PANEL 5. LINE ON MONITOR 6. IV BAG ON STAND 7. TIE ON BEAR 8. DOOR ON TABLE 9. DOCTOR'S BAG

Wordsearch

1. DOCTOR

2. HOSPITAL

3. MEDICINE

4. BED

5. FAMILY

6. NURSE

7. HEALTH

8. GLOVES

9. SOAP

10. AMBULANCE

11. NEEDLE

12. LOVE

13. MONITOR

14. BANDAGE

15. CARE

H	T	A	L	K	M	N	E	E	D	L	E	P	O	E
Y	S	U	B	L	W	O	M	T	B	R	Z	E	Y	H
G	L	S	O	A	P	E	N	W	R	M	N	A	T	E
A	C	D	R	M	E	D	I	C	I	N	E	F	S	A
S	R	K	L	B	P	Q	N	A	R	C	M	U	O	L
L	B	O	W	U	J	N	R	E	E	N	Y	K	I	T
F	A	M	I	L	Y	G	L	T	H	E	N	I	A	H
H	N	B	E	A	N	T	H	V	I	L	N	G	E	P
L	D	R	E	N	J	D	O	C	T	O	R	F	G	L
N	A	T	A	C	K	Z	S	E	O	V	Y	N	L	U
X	G	V	M	E	E	Q	P	R	A	E	U	M	O	Z
I	E	R	J	U	S	T	I	M	P	E	L	C	V	E
B	E	D	H	E	N	R	T	O	N	U	R	S	E	T
V	O	P	S	Y	T	E	A	N	L	L	W	E	S	A
L	C	A	R	E	H	D	L	S	A	N	M	O	L	E

This booklet was developed by France Ellyson, Assistant Nurse Manager, Neuro ICU, Rosa Sourial, Clinical Nurse Specialist, Stroke program, Helen Magdalinos, Child-life Specialist, Montreal Children's Hospital, Shane Ward, Staff nurse, Neuro ICU/ photographer, Lana McGeary, Spiritual Care Counsellor, Eileen Beany Peterson, Librarian, Neuro-Patient Resource Centre

We would like to thank the MUHC Patient Education Committee, The Neuro-Patient Resource Centre and the MUHC Patient Education Office for their support of this document.

© Copyright 23 March 2018, McGill University Health Centre.

This document is copyrighted. Reproduction in whole or in part without express written permission from patienteducation@muhc.mcgill.ca is strictly prohibited.

Please note: The MUHC reserves copyright on all our materials (our material, images, content). We grant you permission to use, share or distribute, but they cannot be modified or reproduced (partially or totally). This is strictly prohibited.



Important: Please Read

Information provided by this booklet is for educational purposes. It is not intended to replace the advice or instruction of a professional healthcare practitioner, or to substitute medical care. Contact a qualified healthcare practitioner if you have any questions concerning your care.



This material is also available through the MUHC Patient Education Office website www.muhcpatienteducation.ca and The Neuro-Patient Resource Centre website: www.infoneuro.mcgill.ca

Centre universitaire
de santé McGill



McGill University
Health Centre

Office d'éducation des patients
Patient Education Office

